

Mackenzie FuturePath Global Neutral Balanced Portfolio

Why invest in this fund?

- Bespoke all in one solution created exclusively for Primerica.
- Combination of stability and growth potential.
- Actively managed to optimize risk adjusted return potential.

What does this fund invest in?

- The Fund seeks long-term capital growth and income by investing primarily in other mutual funds that invest in Canadian and foreign equities and fixed-income securities and other asset categories, although it may also invest in securities directly.
- The Fund's asset mix will generally range between 40%–60% equities and 30%–60% fixed-income securities.
- The Fund diversifies in terms of geographic exposure, equity factor exposure, sector exposure, company market capitalization, portfolio manager style, credit quality and duration.

Benchmark

45% FTSE Canada Universe Bond / 40% MSCI ACWI / 15% S&P/TSX Composite

Top 10 Holdings

As of Dec 31, 2024

Mackenzie Enhanced Fixed Income Risk Premia Fund Series R	3.67%
Mackenzie US Investment Grade Corporate Bond Index ETF (Canada Hedged)	3.06%
iShares Core MSCI EAFE ETF	2.81%
Mackenzie US Large Cap Equity Index ETF	2.65%
Apple Inc	1.71%
NVIDIA Corp	1.50%
Microsoft Corp	1.44%
Province of Quebec 4.40% 12-01-2055	1.02%
Government of Canada 3.00% 06-01-2034	0.90%
Province of Ontario 4.15% 06-02-2034	0.89%

Sector allocation

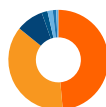
as of Dec 31, 2024



Fixed Income	38.7%
Financials	11.1%
Information Technology	10.5%
ETFs	8.3%
Industrials	5.7%
Other	5.0%
Consumer Discretionary	4.7%
Energy	4.3%
Health Care	3.9%
Communication Serv.	3.1%
Materials	3.0%
Cash & Equivalents	1.7%

Regional allocation

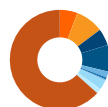
as of Dec 31, 2024



Canada	48.6%
United States	37.2%
Other	8.8%
United Kingdom	1.9%
Cash & Equivalents	1.7%
Germany	1.1%
New Zealand	0.7%

Credit allocation

as of Dec 31, 2024



AAA	5.7%
AA	9.1%
A	5.5%
BBB	8.6%
BB	1.9%
B	0.7%
CCC & Below	0.4%
NR	3.1%
Cash & Equivalents	1.7%
Equities	63.4%

Fund management

FUND DETAILS

Asset class:	Global Balanced
Fund start date:	June 22, 2022
Risk tolerance:	Low to Medium
PFSL classification:	Balanced
Total Fund Assets:	\$80.94 million

FUND CODES

Series	Prefix	Front End
PA	MFC	13708
PH	MFC	13711

MANAGEMENT FEES

Series	Management fees	MER
PA	0.85%	1.20%
PH	0.70%	0.96%

LAST PAID DISTRIBUTION

Series	Frequency	Amount	Date
PA	Annually	0.3485	Dec 20, 2024
PH	Annually	0.3714	Dec 20, 2024

PORTFOLIO MANAGERS

Nelson Arruda
Mackenzie Multi-Asset Strategies Team
Senior Vice-President, Portfolio Manager

Mackenzie FuturePath Global Neutral Balanced Portfolio



Compound net returns (%)

as of Jan 31, 2025

	Series PA%	Series PH%
1 Month	2.68	2.70
3 Month	5.34	5.40
6 Month	7.29	7.42
1 Year	17.05	17.33
Since inception (June 22, 2022)	12.18	12.47

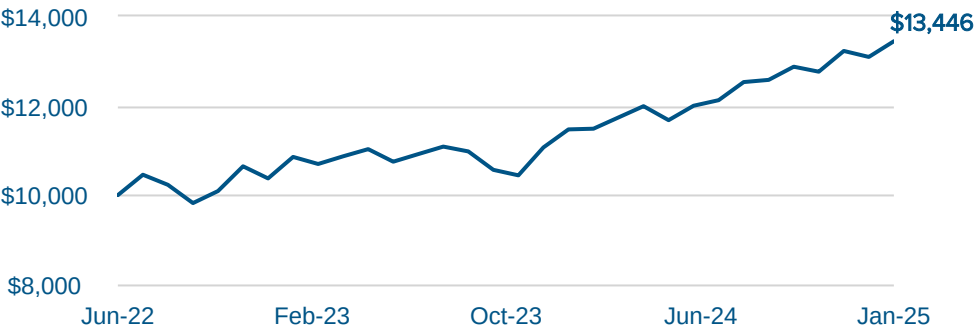
Calendar year returns (%)

as of Jan 31, 2025

	Series PA%	Series PH%
2023	10.58	10.85
2024	14.14	14.42
YTD	2.68	2.70

Value of \$10,000 invested

as of Jan 31, 2025



For Investor use only. No portion of this communication may be reproduced or distributed to the public as it does not comply with investor sales communication rules. Commissions, trailing commissions, management fees and expenses all may be associated with mutual fund investments. Please read the prospectus before investing. Mutual funds are not guaranteed, their values change frequently and past performance may not be repeated.



Scan here
to learn more