

Mackenzie FuturePath Global Equity Balanced Portfolio

Why invest in this fund?

- Bespoke all in one solution created exclusively for Primerica.
- Growth potential with volatility mitigation.
- Actively managed to optimize risk adjusted return potential.

What does this fund invest in?

- The Fund seeks long-term capital growth and income by investing primarily in other mutual funds that invest in Canadian and foreign equities and fixed-income securities and other asset categories, although it may also invest in securities directly.
- The Fund's asset mix will generally range between 60%–90% equities and 0%–40% fixed-income securities.
- The Fund diversifies in terms of geographic exposure, equity factor exposure, sector exposure, company market capitalization, portfolio manager style, credit quality and duration.

Benchmark

25% FTSE Canada Universe Bond / 60% MSCI ACWI / 15% S&P/TSX Composite

Top 10 Holdings

As of Dec 31, 2024

iShares Core MSCI EAFE ETF	3.65%
Mackenzie Enhanced Fixed Income Risk Premia Fund Series R	3.46%
Mackenzie US Large Cap Equity Index ETF	2.91%
Apple Inc	2.66%
Vanguard Value ETF	2.51%
NVIDIA Corp	2.34%
Mackenzie US TIPS Index ETF (CAD-Hedged)	0.47%
Province of Quebec 4.40% 12-01-2055	0.38%
Government of Canada 3.00% 06-01-2034	0.34%
Province of Ontario 4.15% 06-02-2034	0.33%

Sector allocation

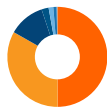
as of Dec 31, 2024



Information Technology	15.8%
Financials	15.3%
Fixed Income	14.3%
ETFs	11.4%
Industrials	8.1%
Other	7.0%
Consumer Discretionary	7.0%
Health Care	5.7%
Energy	5.7%
Communication Serv.	4.6%
Materials	4.0%
Cash & Equivalents	1.1%

Regional allocation

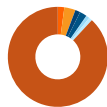
as of Dec 31, 2024



United States	49.9%
Canada	33.3%
Other	11.7%
United Kingdom	2.3%
Germany	1.5%
Cash & Equivalents	1.1%
New Zealand	0.2%

Credit allocation

as of Dec 31, 2024



AAA	2.1%
AA	3.6%
A	1.7%
BBB	2.3%
BB	0.1%
B	0.0%
CCC & Below	0.0%
NR	1.0%
Cash & Equivalents	1.1%
Equities	88.1%

Fund management

FUND DETAILS

Asset class:	Global Balanced
Fund start date:	June 22, 2022
Risk tolerance:	Low to Medium
PFSL classification:	Growth
Total Fund Assets:	\$104.65 million

FUND CODES

Series	Prefix	Front End
PA	MFC	13714
PH	MFC	13717

MANAGEMENT FEES

Series	Management fees	MER
PA	1.00%	1.36%
PH	0.75%	1.02%

LAST PAID DISTRIBUTION

Series	Frequency	Amount	Date
PA	Annually	0.4613	Dec 20, 2024
PH	Annually	0.4952	Dec 20, 2024

PORTFOLIO MANAGERS

Nelson Arruda
Mackenzie Multi-Asset Strategies Team
Senior Vice-President, Portfolio Manager

Mackenzie FuturePath Global Equity Balanced Portfolio



Compound net returns (%)

as of Jan 31, 2025

	Series PA%	Series PH%
1 Month	3.37	3.40
3 Month	6.89	6.98
6 Month	9.31	9.51
1 Year	22.29	22.72
Since inception (June 22, 2022)	15.69	16.09

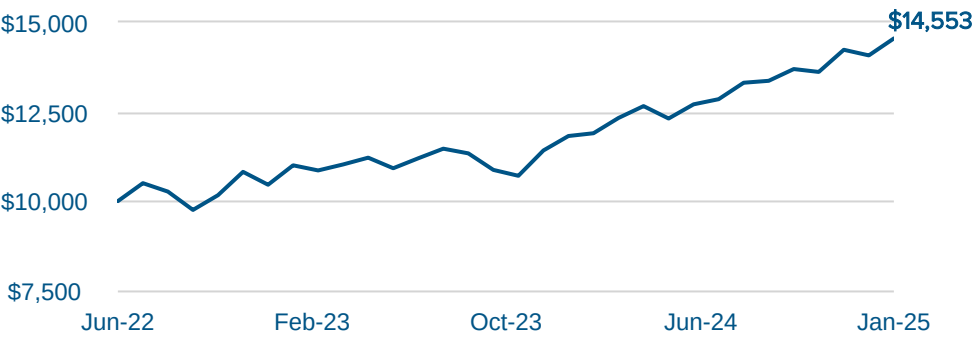
Calendar year returns (%)

as of Jan 31, 2025

	Series PA%	Series PH%
2023	13.04	13.42
2024	19.08	19.50
YTD	3.37	3.40

Value of \$10,000 invested

as of Jan 31, 2025



For Investor use only. No portion of this communication may be reproduced or distributed to the public as it does not comply with investor sales communication rules.

Commissions, trailing commissions, management fees and expenses all may be associated with mutual fund investments. Please read the prospectus before investing. Mutual funds are not guaranteed, their values change frequently and past performance may not be repeated.



Scan here
to learn more